

















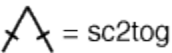
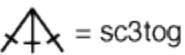
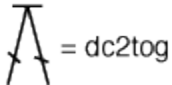


## Crochet Chart Symbols (courtesycraftycouncil.com)

 = chain (ch)	 = slip stitch (sl st)	 = dc3tog
 or  = single crochet (sc)*	 = 3-dc cluster	 = 3-hdc cluster/puff st/bobble
 = half double crochet (hdc)	 = 5-dc popcorn	 = 5-dc shell
 = double crochet (dc)	 = ch-3 picot	 = front post dc (FPdc)
 = treble crochet (tr)	 = back post dc (BPdc)	 = worked in back loop only**
 = double treble crochet (dtr)	 = worked in front loop only**	
 = sc2tog		
 = sc3tog		
 = dc2tog		

\* Both symbols are commonly used for single crochet

\*\* Symbol appears at base of stitch being worked